




SOVA SOLAR


TOPCon Glass to Glass Bifacial Modules (615W)

Upto 30% more output with rear side



APPLICATIONS

- Utility-Scale and C&I Projects
- On-Grid Solar Systems
- BESS
- Solar Farms / Solar Parks
- Floating Solar Projects
- Rooftop Solar Systems
- Hybrid Solar Systems
- Solar Water Pumping Systems
- Solar Battery Charging Systems



KEY FEATURES



Module power increases 5-30% & LCOE reduces significantly, Bifacial module



16BB Technology for better current conduction & improved Module output



Excellent performance at low LIGHT condition



Longer Life power yield



Less power loss by minimizing Shading effect



Sustain heavy Snow Load (5400pa) & Wind Load (2400pa)

MINIMUM EFFICIENCY
22.77%

POSITIVE POWER TOLERANCE WP
0~+4.99

CELLS
G12R 132

MODULE TECHNOLOGY
HALF CUT & MICRO GAP DESIGN

THIS DATASHEET IS APPLICABLE FOR : TOPCon BIFACIAL GLASS TO GLASS MODULES (615W)

Electrical Characteristics Pmax uncertainty value at STC is ±3%.

Module Type	SS615132G12RGT
Maximum Power at STC (Pmax)	615 W
Optimum Operating Voltage (Vmp)	40.44 V
Optimum Operating Current (Imp)	15.21 A
Open Circuit Voltage (Voc)	48.65 V
Short Circuit Current (Isc)	16.03 A
Module Efficiency (%)	22.77 %

Temperature Characteristics (As per IEC test report)

Temperature Coefficient of Pmax (γ)	-0.2981 % / °C
Temperature Coefficient of Voc (β)	-0.2350 % / °C
Temperature Coefficient of Isc (α)	0.0363 % / °C

Electrical Characteristics with Different Rearside Power Gain

Rear side Power Gain	10%	20%	30%
Maximum Power at STC (Pmax)	676	738	799
Optimum Operating Voltage (Vmp)	40.52	40.53	40.51
Optimum Operating Current (Imp)	16.70	18.21	19.74
Open Circuit Voltage (Voc)	48.55	48.55	48.65
Short Circuit Current (Isc)	17.63	19.24	20.84
Module Efficiency	25.03%	27.32%	29.58%

Operating Parameters

Max. System Voltage	DC 1500V
Operating Temperature	-40°C to ~ +85°C
Max. Fuse Rated Current	35A
Front Static Load	5400Pa(112lb/ft ²) (Snow Load)
Back Static Load	2400Pa(50lb/ft ²) (Wind Load)
Bifaciality	80%±5%

Mechanical Characteristics

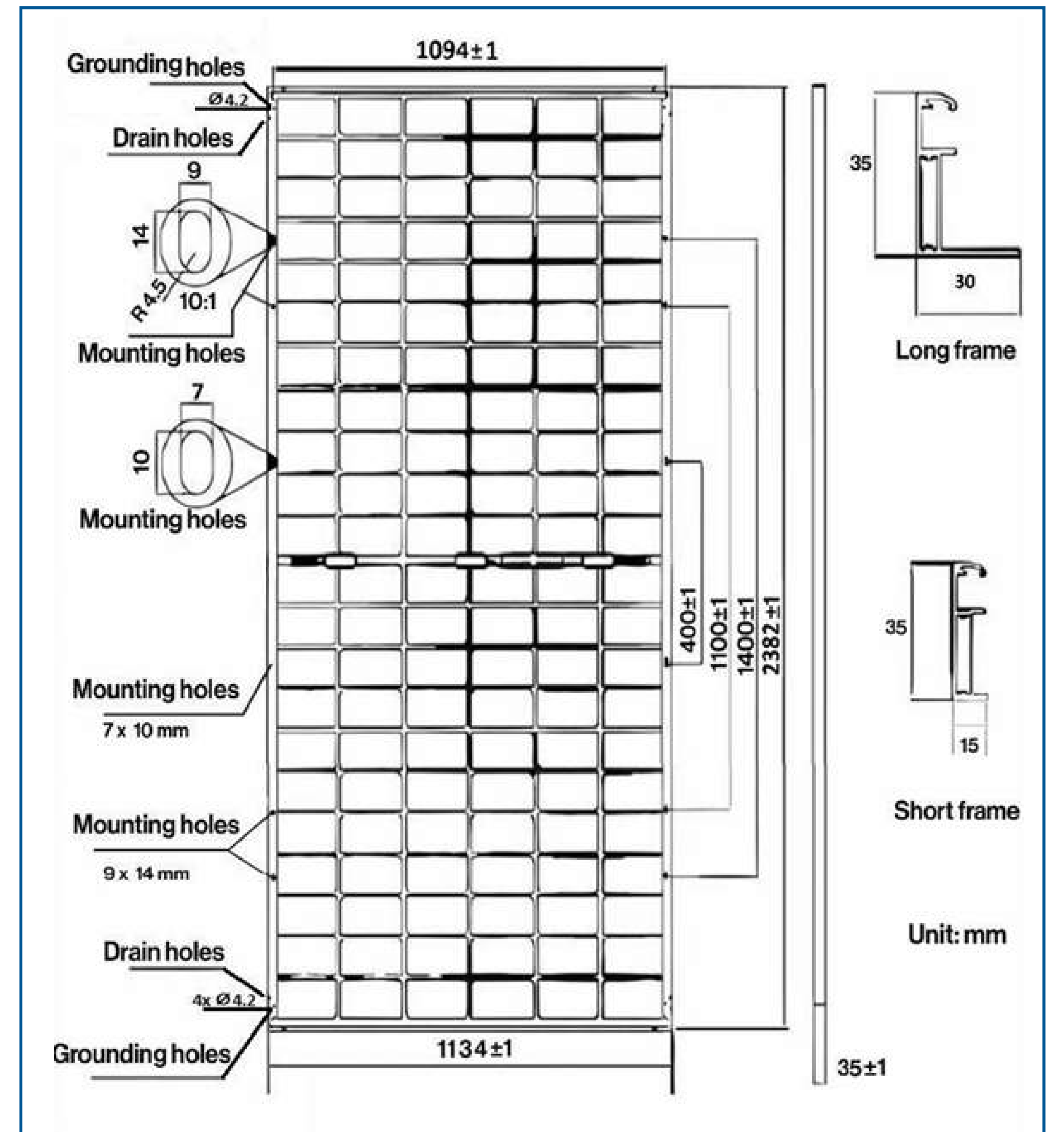
Cell Type	N type G12R TOPCon Technology
No. of cells	132 (6*22)
Dimensions (Length x Width x Height)	2382 x 1134 x 35 ± 1 mm
Weight	31.82 Kg
Front Side	2 mm ARC Semi tempered Glass
Back Side	2 mm semi tempered Glass
Frame	Anodized Aluminium Alloy
Mounting Hole (Oblong)	9*14 & 7*10 ± 1mm
Mounting Hole CTC distance – vertical	1400, 1100, 400 ± 1mm
Mounting Hole from corner	491, 641, 991 ± 1mm
Mounting Hole CTC distance horizontal	1094 ± 1mm
Junction Box	IP68 Rated
Output Cables	1200mm(+ve Terminal), -1200mm(-ve Terminal)

Warranty and Certifications

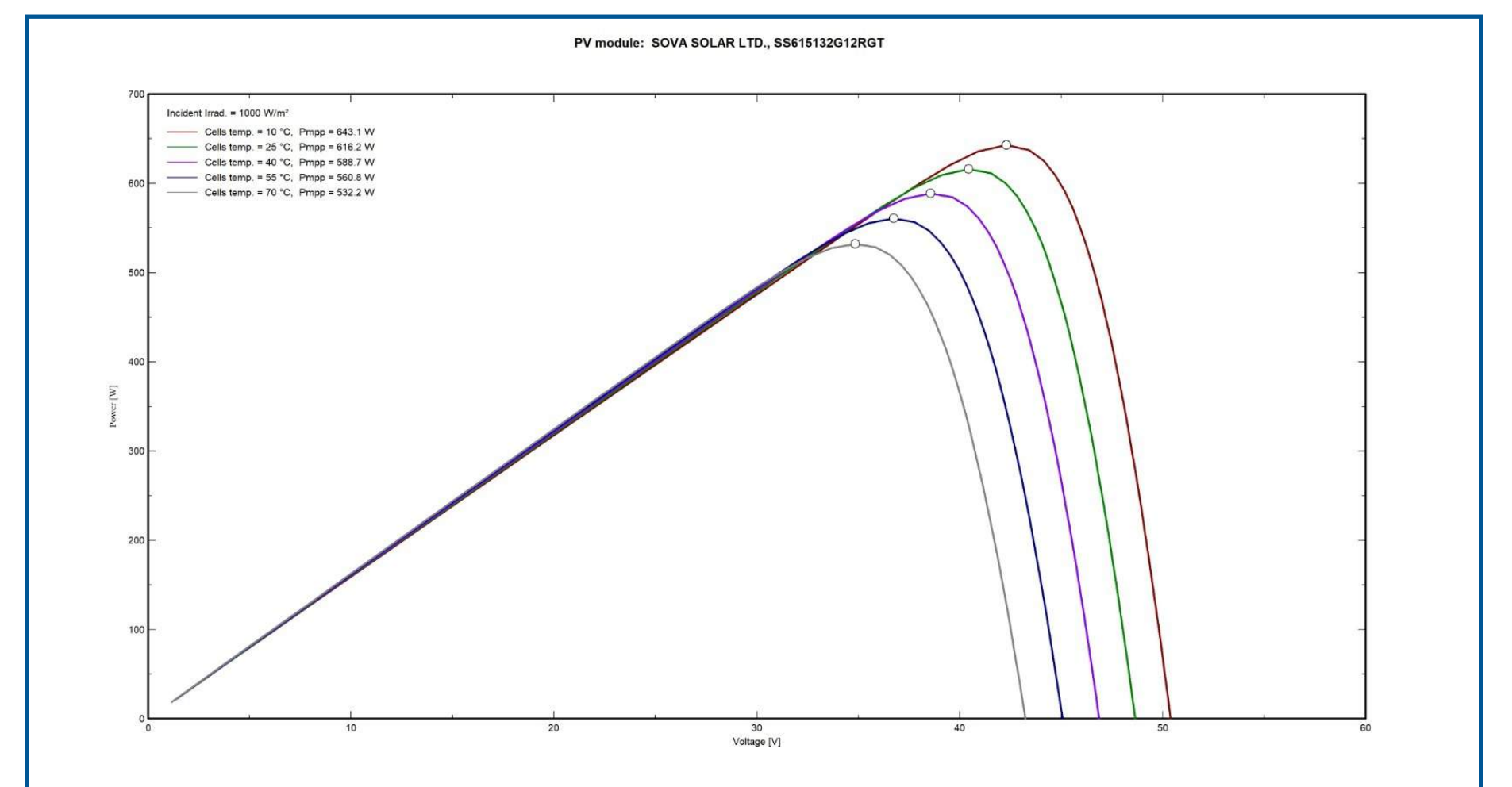
Product Warranty**	12 years
Performance Warranty**	30-year linear power output warranty with 1% degradation in the first year, followed by 0.40% annual degradation for the remaining 29 years.
Approvals and Certificates	BIS, IEC 61215:2021, IEC 61730:2023 Part 1 & 2, IEC 62716:2013, IEC 62804-1:2015, IEC 61701:2020, IEC 61853-1:2011, IAM, LETID, LID

** Refer to Sova Solar's warranty statement for terms and conditions. | # 350mm, 1400mm, 1600mm cable lengths are also available | ## Anti-glare Glass is also available

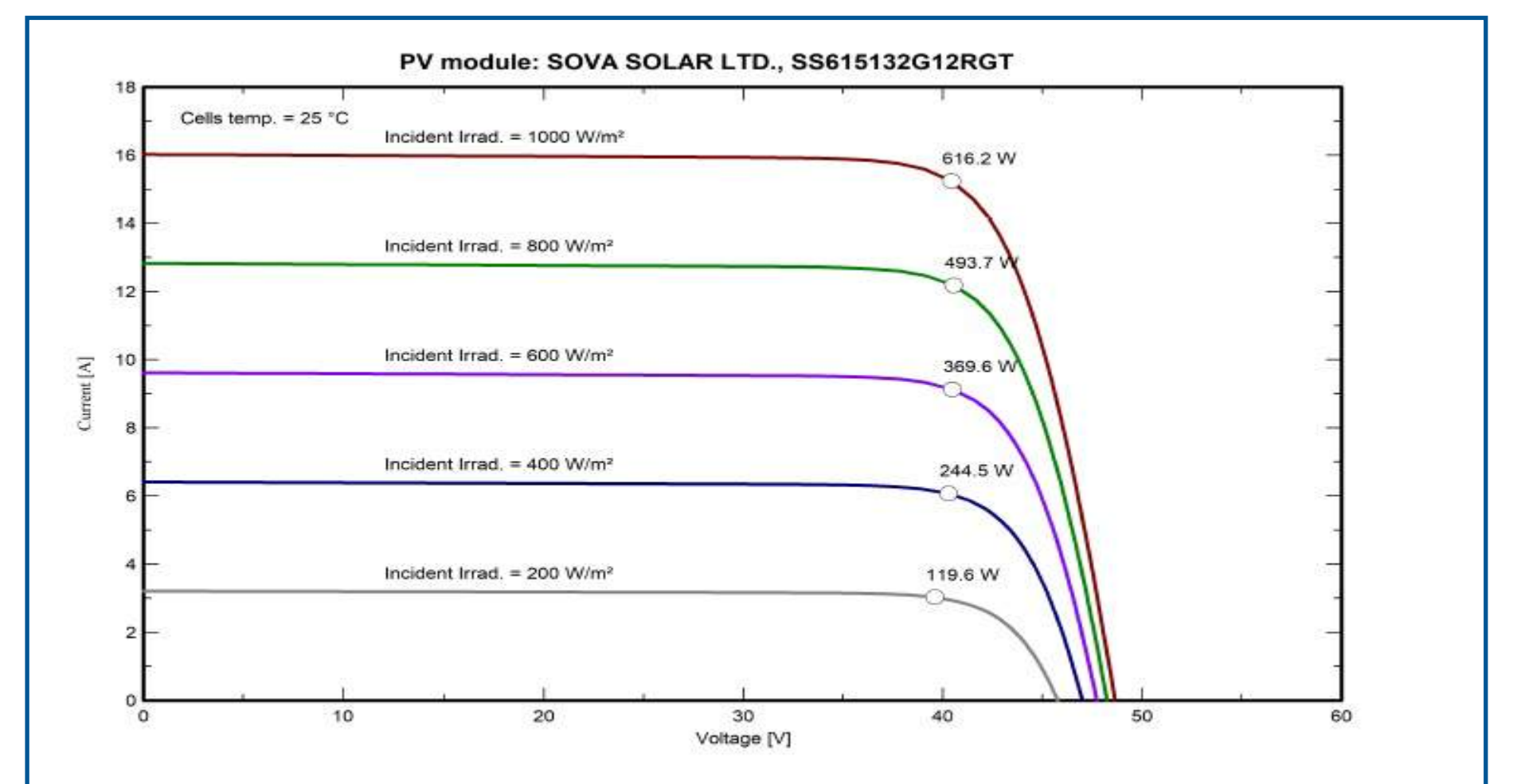
Dimensions in mm



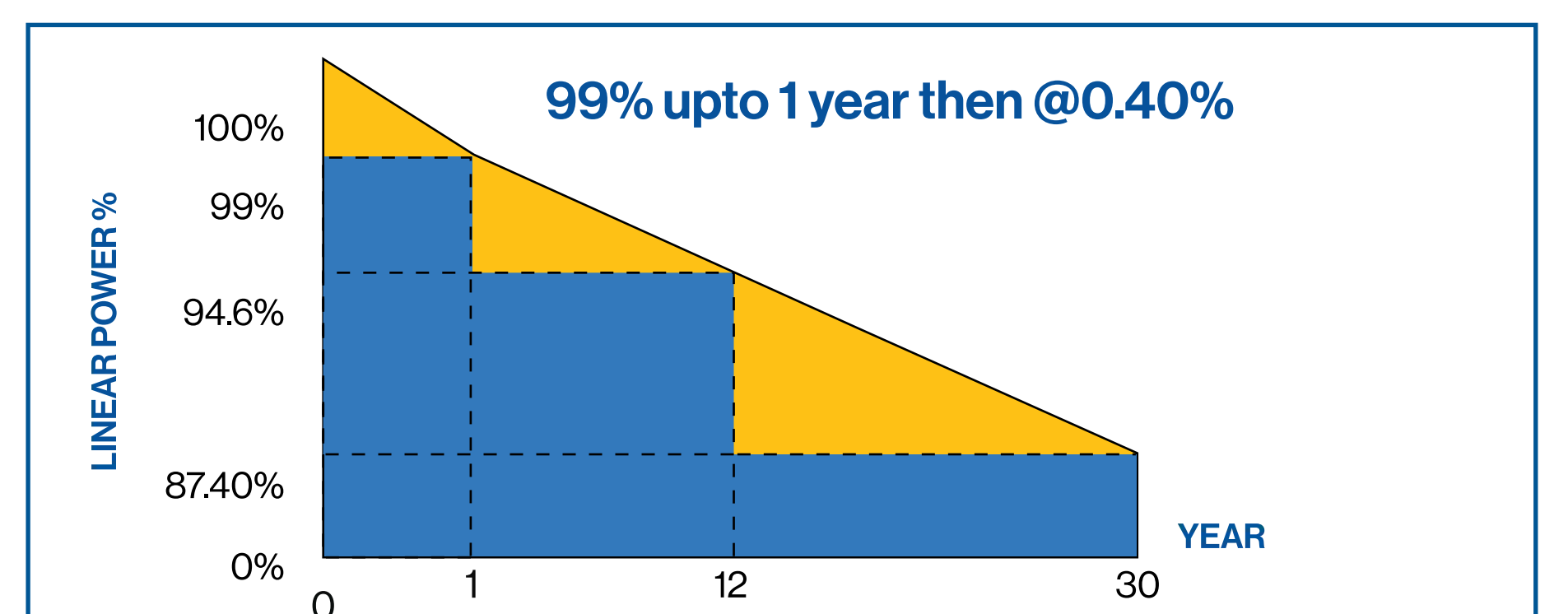
Typical I-V Curves⁴ (power vs voltage)



Typical I-V Curves⁴ (current vs voltage)



Performance Warranty



Packaging Information

Vehicle Details	40 feet	19 feet
Quantity /Pallet	31 Pcs	28 Pcs
Weight/Pallet	1054 Kgs	952 Kgs
Pallets/Vehicle	20 Pcs	8 Pcs
Quantity/Vehicle	620 Pcs	224 Pcs

CAUTION: READ SAFETY AND INSTALLATION MANUAL BEFORE USING THE PRODUCT.

Specifications included in this datasheet are subject to change without notice. Electrical data without guarantee. Please confirm your exact requirement with the company representative while placing your order. Sova Solar and all its accompanying logos are trademarks of Sova Solar Limited registered in India.